

SPECIFICATION SHEET

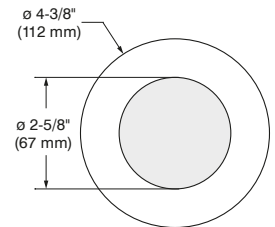
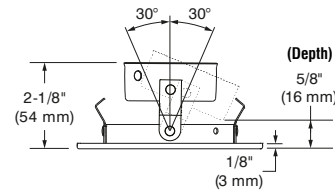
S3450D**3-1/2" Series – Classic/Evolution**

Project _____

Notes _____

Fixture Type _____

Date _____

Low Profile Adjustable Regressed Shower TrimS3450D-13 (illustrated)
(Lamp not included)

SPECIFICATIONS

TRIM	Die-formed steel.
<i>Options in red may generate a longer production lead time</i>	Different finishes available: Powder coat painted (Standard) White (-01), Black (-02), Architectural Bronze (-05), Antique Cooper (-06), Matte White (-11), Matte Black (-22) and Polar Grey (-25) Plated (Premium) 24K Gold Plated (-03), Chrome (-04), Brushed Chrome (-04BR), Brushed Nickel (-12BR) and Satin Nickel (-13)
LAMPS (not included)	GU10 LED 10W MAX MR16 GU5.3 20W MAX (Remodel and Insulated housing) - (protected lamps only) MR16 LED GU5.3 7W MAX 50W MAX (New Construction housing) - (protected lamps only) If you want to use the dimming option and you use a LED lamp, please refer regularly to the lamp manufacturer compatibility list. For MR16 LED lamp usage, please refer to the selected housing specification sheet for details on transformer models (see compatible housing list below). Using LED lamps in shower trims and an Air Tight housing may result in its lifespan decrease. Contraste cannot be held responsible for LED lamps lifespan loss when used in totally enclosed spaces.
CEILING CUTOUT	ø 3-5/8" (92 mm)
LENSES	STANDARD: Frosted Lens Available: Clear lens (C), Frosted with clear center lens (FC). To order, place the lens code after the trim code. Ex. : S3450DFC-01
ACCESSORIES	Goof Rings (see ordering code) Opening Adaptor (see ordering code)
CERTIFICATION	cULus for wet locations (for LED and halogens lamps)
WARRANTY	1 year limited warranty on components against manufacturing defects

CONTRASTE

2021-01

PRINTED IN CANADA

1009, rue du Parc Industriel
Lévis (Québec) G6Z 1C5 Canada
Tel.: 1-888-839-4624
Fax.: 1-877-839-7057
contrastlighting.com
info@contrastlighting.com

© 2021 Contrast Lighting M.L. Inc.
All rights reserved

Contrast Lighting M.L. Inc. reserves the right to make changes in specifications and/or to discontinue any product at any time without notice or obligation and will not be liable for any consequences resulting from the use of this publication.

SPECIFICATION SHEET

S3450D


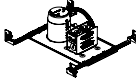
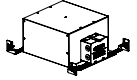
3-1/2" Series – Classic/Evolution

Low Profile Adjustable Regressed Shower Trim

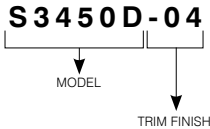


SPECIFICATIONS (CONT'D)

COMPATIBLE HOUSINGS

	Remodel Housing 	New Construction Housing 	Insulated Housing 
LED 10W	IC / Air Tight RE35GU10-10W RE35MR16-120-10W RE35MR16-277-10W	IC / Air Tight NW35GU10-10W NW35MR16-120-10W NW35MR16-277-10W	IC / Air Tight IC35GU10-10W IC35MR16-120-10W IC35MR16-277-10W
HALOGENS 37W/50W	Non-IC / Non Air Tight RE35MR16-120-37W RE35MR16-277-37W	Non-IC / Non Air Tight NW35MR16-120-50W NW35MR16-277-50W NW35MR16-120D-50W NW35MR16-277D-50W	IC / Non Air Tight IC35MR16-120-37W IC35MR16-277-37W IC35MR16-120D-37W IC35MR16-277D-37W

CODIFICATION EXAMPLE



Options in red may generate a longer production lead time.

ORDERING CODES

MODEL	LENSES	TRIM FINISHES
S3450D		
S3450D	Standard: Frosted	POWDER COAT PAINTED (Standard)
C	Clear	-01 White
FC	Frosted with clear center	-02 Black
		-11 Matte White
		-22 Matte Black
		-25 Polar Grey
		-05 Architectural Bronze
		-06 Antique Copper
		PLATED (Premium)
		-04BR Brushed Chrome
		-12BR Brushed Nickel
		-03 24K Gold Plated
		-04 Chrome
		-13 Satin Nickel

OPENING ADAPTOR

Can lip adaptor for 3-1/2" (89 mm) pot in a 4-1/4" (108 mm) opening.

Finish: Galvanized Steel

Code: 312296

Outside diameter: ø 4-5/16" (110 mm)
Inside diameter: ø 3-5/8" (92 mm)



GOOF RINGS

Goof rings correct the openings too large or damaged ceiling cutout.

All goof rings are available in all Contraste finishes.
Add finish color code at the end of the goof rings code.
Ex.: RON3000-06

Code: RON3000

Outside diameter: ø 6-1/8" (156 mm)
Inside diameter: ø 3-5/8" (92 mm)

