

S2000

4" Series – Classic/Evolution

Low Profile Adjustable Shower Trim

Project _____

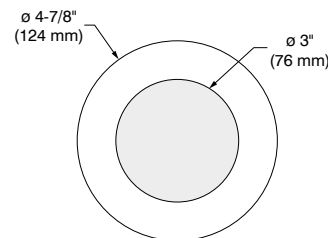
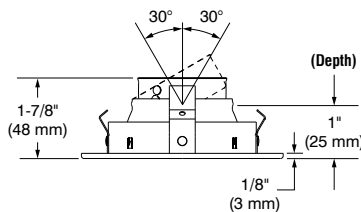
Notes _____

Fixture Type _____

Date _____



S2000-11 (illustrated)
(Lamp not included)



SPECIFICATIONS

TRIM	Die-formed steel.
<i>Options in red may generate a longer production lead time</i>	<p>Different finishes available:</p> <p>Powder coat painted (Standard) White (-01), Black (-02), Architectural Bronze (-05), Antique Cooper (-06), Matte White (-11), Matte Black (-22) and Polar Grey (-25)</p> <p>Plated (Premium) 24K Gold Plated (-03), Chrome (-04), Brushed Chrome (-04BR), Brushed Nickel (-12BR) and Satin Nickel (-13)</p>
LAMPS (not included)	<p>GU10 LED 10W MAX MR16 GU5.3 20W MAX (Remodel and Insulated housing) - (protected lamps only)</p> <p>MR16 LED GU5.3 7W MAX 50W MAX (New Construction housing) - (protected lamps only)</p> <p>If you want to use the dimming option and you use a LED lamp, please refer regularly to the lamp manufacturer compatibility list.</p> <p>For MR16 LED lamp usage, please refer to the selected housing specification sheet for details on transformer models (see compatible housing list below).</p> <p>Using LED lamps in shower trims and an Air Tight housing may result in its lifespan decrease. Contraste cannot be held responsible for LED lamps lifespan loss when used in totally enclosed spaces.</p>
CEILING CUTOUT	ø 4-1/4" (108 mm)
LENSES	<p>STANDARD: Frosted Lens</p> <p>Available: Clear lens (C), Frosted with clear center lens (FC).</p> <p>To order, place the lens code after the trim code. Ex. : S2000FC-01</p>
ACCESSORIES	Goof Rings (see ordering code)
CERTIFICATION	cULus for wet locations (for LED and halogens lamps)
WARRANTY	1 year limited warranty on components against manufacturing defects

SPECIFICATION SHEET

S2000



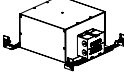
4" Series – Classic/Evolution

Low Profile Adjustable Shower Trim

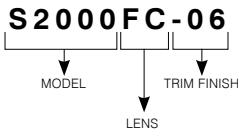


SPECIFICATIONS (CONT'D)

COMPATIBLE HOUSINGS

	Remodel Housing 	New Construction Housing 	Insulated Housing 
LED 10W	IC / Air Tight RE40GU10-10W RE40MR16-120-10W RE40MR16-277-10W	IC / Air Tight NW40GU10-10W NW40MR16-120-10W NW40MR16-277-10W	IC / Air Tight IC40GU10-10W IC40MR16-120-10W IC40MR16-277-10W
HALOGENS 37W/50W	Non-IC / Non Air Tight RE40MR16-120-37W RE40MR16-277-37W	Non-IC / Non Air Tight NW40MR16-120-50W NW40MR16-277-50W NW40MR16-120D-50W NW40MR16-277D-50W	IC / Non Air Tight IC40MR16-120-37W IC40MR16-277-37W IC40MR16-120D-37W IC40MR16-277D-37W

CODIFICATION EXAMPLE



ORDERING CODES

Options in red may generate a longer production lead time.

MODÈLE	LENSSES	TRIM FINISHES
S2000		
S2000	Standard: Frosted	POWDER COAT PAINTED (Standard)
C	Clear	-01 White
FC	Frosted with clear center	-02 Black
		-11 Matte White
		-22 Matte Black
		-25 Polar Grey
		-05 Architectural Bronze
		-06 Antique Copper
		PLATED (Premium)
		-04BR Brushed Chrome
		-12BR Brushed Nickel
		-03 24K Gold Plated
		-04 Chrome
		-13 Satin Nickel

GOOF RINGS

Goof rings correct the openings too large or damaged ceiling cutout.

All goof rings are available in all Contraste finishes. Add finish color code at the end of the goof rings code. Ex.: RON2000-06

Code: RON2000

Outside diameter: ø 6-1/8" (156 mm)
Inside diameter: ø 4-1/8" (105 mm)

