

SPECIFICATION SHEET

# R3652

3-1/2" Series – Classic/Evolution

Project \_\_\_\_\_

Notes \_\_\_\_\_

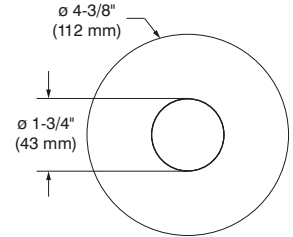
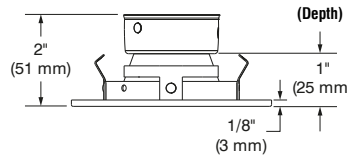
Fixture Type \_\_\_\_\_

Date \_\_\_\_\_

## Low Profile Regressed Trim with Pinhole Opening



R3652-25 (illustrated)  
(Lamp not included)



### SPECIFICATIONS

TRIM	Die-formed steel.
<i>Options in red may generate a longer production lead time</i>	<b>Different finishes available:</b> <b>Powder coat painted (Standard)</b> White (-01), Black (-02), Architectural Bronze (-05), Antique Cooper (-06), Matte White (-11), Matte Black (-22) and Polar Grey (-25) <b>Plated (Premium)</b> 24K Gold Plated (-03), Chrome (-04), Brushed Chrome (-04BR), Brushed Nickel (-12BR) and Satin Nickel (-13)
LAMPS (not included)	<b>GU10 LED 10W MAX</b> <b>MR16 GU5.3 37W MAX</b> (Remodel and Insulated housing) (protected lamps only) <b>MR16 LED GU5.3 10W MAX</b> 50W MAX (New Construction housing) (protected lamps only)
	If you want to use the dimming option and you use a LED lamp, please refer regularly to the lamp manufacturer compatibility list. For MR16 LED lamp usage, please refer to the selected housing specification sheet for details on transformer models (see compatible housing list below).
CEILING CUTOUT	<b>ø 3-5/8" (92 mm)</b>
CERTIFICATION	cULus for <b>damp locations</b> (for LED and halogens lamps)
WARRANTY	1 year limited warranty on components against manufacturing defects

## SPECIFICATION SHEET

**R3652**

3-1/2" Series – Classic/Evolution

**Low Profile Regressed Trim with Pinhole Opening**

## SPECIFICATIONS (CONT'D)

## REFLECTORS

**STANDARD: Anodized Aluminum****OPTIONS:****Specular**Black (**BK**)Clear (**CL**)**Paint**White (**-01**)Black (**-02**)Matte White (**-11**)

## ACCESSORIES

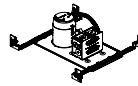
**Goof Rings** (see ordering code)**Opening Adaptor** (see ordering code)**Choice of optional lenses to customize your lighting:** (see ordering codes)**Clear (C):****Frosted (F)****Honeycomb (H):** the honeycomb louver reduces glare**Linear (L):** the linear lens directs the lamps beam to create a strip of light**Prismatic (P):** the prismatic lens diffuses and spreads the light in an even overall pattern**Solite (S):** the solite lens softens the light in an even overall pattern**Although not dangerous, the use of a 49 mm lens in conjunction with an LED lamp can result in overheating of the latter, reducing its lifespan.****Contrast cannot be held responsible for the overheating of LED lamps used with accessory lenses.**

## COMPATIBLE HOUSINGS


## Remodel Housing



## New Construction Housing



## Insulated Housing



	Remodel Housing	New Construction Housing	Insulated Housing
<b>LED</b> 10W	<b>IC / Air Tight</b> RE35GU10-10W RE35MR16-120-10W RE35MR16-277-10W	<b>IC / Air Tight</b> NW35GU10-10W NW35MR16-120-10W NW35MR16-277-10W	<b>IC / Air Tight</b> IC35GU10-10W IC35MR16-120-10W IC35MR16-277-10W
<b>HALOGENS</b> 37W/50W	<b>Non-IC / Non Air Tight</b> RE35MR16-120-37W RE35MR16-277-37W	<b>Non-IC / Non Air Tight</b> NW35MR16-120-50W NW35MR16-277-50W NW35MR16-120D-50W NW35MR16-277D-50W	<b>IC / Non Air Tight</b> IC35MR16-120-37W IC35MR16-277-37W IC35MR16-120D-37W IC35MR16-277D-37W

**CONTRASTE**

2021-01

PRINTED IN CANADA

1009, rue du Parc Industriel  
Lévis (Québec) G6Z 1C5 Canada  
Tel.: 1-888-839-4624  
Fax.: 1-877-839-7057  
contrastlighting.com  
info@contrastlighting.com

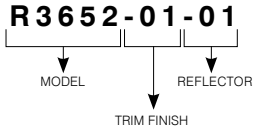
© 2021 Contrast Lighting M.L. Inc.  
All rights reserved

Contrast Lighting M.L. Inc. reserves the right to make changes in specifications and/or to discontinue any product at any time without notice or obligation and will not be liable for any consequences resulting from the use of this publication.

## SPECIFICATION SHEET

**R3652****3-1/2" Series – Classic/Evolution****Low Profile Regressed Trim with Pinhole Opening**

## CODIFICATION EXAMPLE



## ORDERING CODES

*Options in red may generate a longer production lead time.*

MODEL	TRIM FINISHES	REFLECTORS
<b>R3652</b>		
<b>R3652</b>	<b>POWDER COAT PAINTED (Standard)</b>	<b>ANODIZED</b>
-01	White	<b>Standard:</b>
-02	Black	Anodized Aluminum
-11	Matte White	
-22	Matte Black	<b>SPECULAR</b>
-25	Polar Grey	<b>CL</b> Clear
-05	Architectural Bronze	<b>BK</b> Black
-06	Antique Copper	
	<b>PLATED (Premium)</b>	<b>PAINT</b>
-04BR	Brushed Chrome	-01 White
-12BR	Brushed Nickel	-02 Black
-03	24K Gold Plated	-11 Matte White
-04	Chrome	
-13	Satin Nickel	

## OPENING ADAPTOR

Can lip adaptor for 3-1/2" (89 mm) pot in a 4-1/4" (108 mm) opening.

Finish: Galvanized Steel

**Code: 312296**Outside diameter:  $\varnothing$  4-5/16" (110 mm)      Inside diameter:  $\varnothing$  3-5/8" (92 mm)

## LENSES (49 MM)

For a modification of the light distribution.

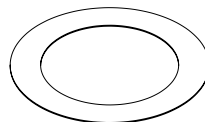
Clear (C): **103104**  
 Frosted (F): **304826**  
 Honeycomb (H): **103089**  
 Linear (L): **103092**  
 Prismatic (P): **103095**  
 Solite (S): **103098**



## GOOF RINGS

All goof rings are available in all Contraste finishes.  
 Add finish color code at the end of the goof rings code.

Ex.: RON3000-06

**Code: RON3000**Outside diameter:  $\varnothing$  6-1/8" (156 mm)      Inside diameter:  $\varnothing$  3-5/8" (92 mm)**CONTRASTE**

2021-01

PRINTED IN CANADA

1009, rue du Parc Industriel  
 Lévis (Québec) G6Z 1C5 Canada  
 Tel.: 1-888-839-4624  
 Fax.: 1-877-839-7057  
 contrastlighting.com  
 info@contrastlighting.com

© 2021 Contrast Lighting M.L. Inc.  
 All rights reserved

Contrast Lighting M.L. Inc. reserves the right to make changes in specifications and/or to discontinue any product at any time without notice or obligation and will not be liable for any consequences resulting from the use of this publication.